




Biopsychosocial model of illness: comment on figure

 = one of four levels concerning the **person**

 = one of four **contextual domains**

 = a construct **outside model** - not accessible

 = direct influences. Note that they are **two-way**.

 = indirect influences

Note: Pathology, Impairment, Personal context and choice are all **within** the person, and are not directly observable.

Activities and physical context are both directly observable.

Social participation and social context concern meaning and require interpretation or inference of observed actions or situations.

Temporal context is a given, but is often overlooked

Potentially there are relationships and influences between all variables, and many can be reciprocal.